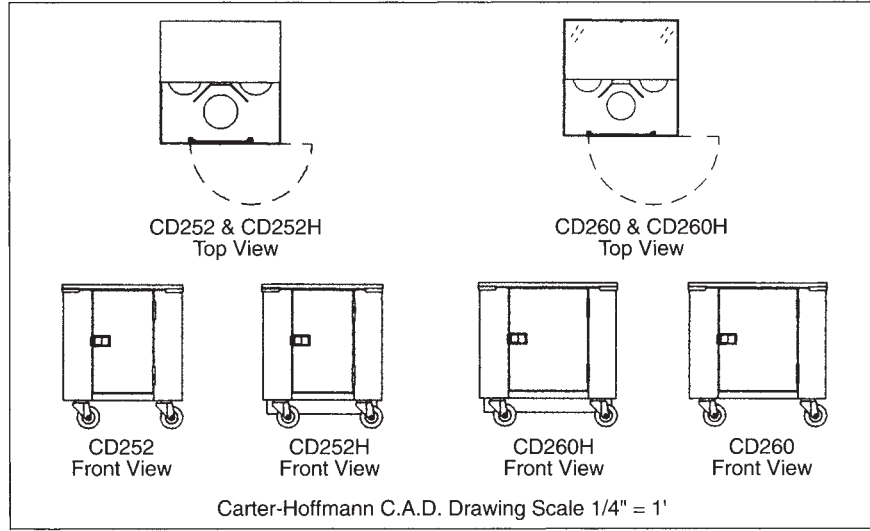





# CD252 & 260 SERIES MOBILE UNHEATED & HEATED ENCLOSED ROTARY DISH CARTS



| Model Number                    | Plate Capacity |               | Overall Dimensions |     |       |     |       |     | Caster Diameter |     | Class 100 Shipping Weight |     |
|---------------------------------|----------------|---------------|--------------------|-----|-------|-----|-------|-----|-----------------|-----|---------------------------|-----|
|                                 | 11" dia. max.  | 12" dia. max. | Height             |     | Depth |     | Width |     | in              | mm  | lbs                       | kgs |
| <input type="checkbox"/> CD252  | 252            | —             | 32                 | 813 | 28    | 711 | 28    | 711 | 5               | 127 | 190                       | 86  |
| <input type="checkbox"/> CD252H | 252            | —             | 32                 | 813 | 28    | 711 | 28    | 711 | 5               | 127 | 196                       | 89  |
| <input type="checkbox"/> CD260  | —              | 252           | 32                 | 813 | 32    | 813 | 32    | 813 | 5               | 127 | 270                       | 123 |
| <input type="checkbox"/> CD260H | —              | 252           | 32                 | 813 | 32    | 813 | 32    | 813 | 5               | 127 | 280                       | 127 |

**CONSTRUCTION...** Straight line modular styling with all seams "turned in" to eliminate raw edges. Heli-spot welded to form solid cabinet.

**CABINET MATERIALS...** Nickel bearing type 301 stainless steel, 18 gauge polished exterior wall.

**CASTERS...** 5" diameter, all swivel, polyurethane tread. Sealed Delrin bearing and double ball bearing swivel. Zerk grease fittings. Plate mounted and bolted to base. Two casters fitted with breaks.

**DOORS...** Full length, double panel stainless steel construction with interior cavity filled with 1" fiberglass high density insulation.

**LATCHES...** Flush mounted heavy duty sliding latch for positive door closing.

**HINGES...** Concealed, all stainless steel 12 gauge butt type hinge with 3/8" diameter fixed pin.

**HINGED COVER...** All stainless steel removable cover and lift handles. Center piano-type hinge permits cover to open for easy loading/unloading. Notched top cover allows front door to open even when top cover is closed.

**HEATING SYSTEM...** (CD252H, CD260H) High density 1400 watt inconel sheathed heating element. High impedance protected externally cooled fan motor with self-lubricating bearings.

**CORD WRAP...** (CD252H, CD260H) Keeps cord safely out-of-the-way when moving the cart.

**ELECTRICAL CHARACTERISTICS...** Operates on 120 volt, 60 cycle, single phase. 1400 watts, 11.7 amps. Eight foot 3 wire rubber cord with three prong grounding plug. NEMA 5-15P.

**ACCESSORIES/OPTIONS...**

- Full Perimeter Bumper
- Corner Bumper
- 240 V, 50 Hz
- 240 V, 60 Hz

CARTER-HOFFMANN  
**11** FOOD SERVICE EQUIPMENT  
HEATED SERVERS

# SPECIFICATIONS

Specifications subject to change through product improvement & innovation.


**CARTER-HOFFMANN**

1551 McCormick Ave., Mundelein, IL 60060  
Tel (847) 362-5500 • (800) 323-9793 • Fax (847) 367-8981  
[www.carter-hoffmann.com](http://www.carter-hoffmann.com)



# FEATURES & BENEFITS

## MOBILE UNHEATED & HEATED ENCLOSED ROTARY DISH CARTS



**COMPLETELY  
WELDED CABINET  
CONSTRUCTION...**  
with all seams turned in  
to eliminate raw edges.

**HINGED COVER...**  
Removable all stainless  
steel with lift handles.

**CORD WRAP...** Keeps cord  
safely out-of-the-way.

**DOUBLE PANEL STAINLESS  
DOOR...** filled with 1" thick fiberglass  
insulation.

**PLATE MOUNTED  
POLYURETHANE TREAD  
CASTERS...** Durable, easy rolling  
casters for effortless maneuverability  
of cabinet.

1551 McCormick Avenue, Mundelein, Illinois 60060  
Tel (847)362-5500 • (800) 323-9793 • Fax (847) 367-8981  
[www.carter-hoffmann.com](http://www.carter-hoffmann.com)

